

DATA SHEET

Accessories

**For transmitters and
transmitter probes**



ACCESSORIES FOR PRESSURE TRANSMITTERS

Junctions

Designation: J.D.C
Sales reference: 11921



Straight connection for Ø 5 x 8 mm tube.
Delivered in bags of 10 units.

Designation: J.T.C
Sales reference: 11922



T-connection
for Ø 5 x 8 mm tube.
Delivered in bags of 10 units.

Designation: J.Y.C
Sales reference: 11923



Y-connection for Ø 5 x 8 mm tube.
Delivered in bags of 10 units.

Pressure connections

Designation: KR 483
Sales reference: 11438



Connection kit with 2 quick connections n° 483 and 2 m of clear tube.

Designation: DP 339
Sales reference: 11090



Connection for double-shell wall
maximum thickness: 80 mm.
Drilling diameter: 6 mm.

Designation: 482
Sales reference: 10221



Simple connection with rear nut, M5 threading, 15 mm length.
Drilling diameter: 5 mm.

Designation: 483
Sales reference: 10222



Quick-connection for wall without rear access.
Drilling diameter: 10 mm.

Designation: DP 447 (10388)
Sales reference: 10388



Connection for double-shell wall,
maximum thickness: 30 mm.
Drilling diameter: 6 mm.

Designation: KR 447 (13015)
Sales reference: 13015










Connection kit with 2 DP 447 connections and 2 m of clear cristal tube.

Designation: PC 482 (several sale references according to the length)









Bulkhead through-connection for bulkhead from 12 to 210 mm thick.
Standard lengths from 35 to 210 mm.
Drilling diameter: 11 mm.

Connection tubes

Designation	Sales reference	Description	Illustration
C-58-1	10325	1 m of clear cristal tube, Ø 5 x 8 mm	
C-58-25	10321	25 m of clear cristal tube, Ø 5 x 8 mm	
C-58-50	14207	50 m of clear cristal tube, Ø 5 x 8 mm	
SB-47-1	15088	1 m of white silicone tube, Ø 4 x 7 mm	
SB-47-25	15089	25 m of white silicone tube, Ø 4 x 7 mm	
SN-47-1	10327	1 m of black silicone tube, Ø 4 x 7 mm	
SN-47-25	12761	25 m of black silicone tube, Ø 4 x 7 mm	

ACCESSORIES FOR HUMIDITY TRANSMITTERS


Protection caps for humidity probes

Designation (Sales reference)	 EPP2 (13799)	 EPI25 (13800)	 EPI100 (13801)	 EPFI (13797)	 EPFT (13798)	 EPH202 (23667)	XXXX (XXXXX)
Features	Cap: ABS ⁽¹⁾ Filter: meshed, 316L st. steel 30 mm length	Cap: 316 stainless steel Filter: meshed, 316L st. steel 30 mm length	Cap: 316L stain- less steel Filter: meshed, 316L st. steel 30 mm length	Cap: 316L stainless steel Filter: sintered, 316L st. steel 30 mm length	Cap: PTFE ⁽²⁾ Filter: sintered, PTFE ⁽²⁾ 30 mm length	Cap: MnO ₂ ⁽³⁾ Filter: sintered, PTFE ⁽²⁾ 33 mm length	Cap: THN PE MnO ₂ ⁽³⁾ Filter: sintered, PE ⁽⁴⁾ 33 mm length
Max. particle	25 µm	25 µm	100 µm	25 µm	10 µm	50 µm	50 µm
Max. air velocity	25 m/s	25 m/s	20 m/s	25 m/s	25 m/s	25 m/s	25 m/s
Max. temperature	80°C	180°C	180°C	180°C	180°C	180°C	110°C
Relative humidity	95% RH	95% RH	100% RH	90% RH	90% RH	95% RH	


EXAMPLE OF APPLICATIONS

HVAC air-conditioning systems	✓	✓					
Cold storage rooms			✓		✓		
Industrial environment	✓	✓	✓	✓	✓		
Clean rooms in pharmaceutical/electronics industries	✓	✓	✓	✓	✓	✓	✓
Drying processes				✓	✓		
Swimming pools					✓		








⁽¹⁾ABS: white acrylonitrile butadiene styrene / ⁽²⁾PTFE : white Polytetrafluoroethylene / ⁽³⁾MnO₂ : manganese dioxide / ⁽⁴⁾PE : Polyethylene

Designation	Sales reference	Description	Illustration
CPH	13804	Bag of 10 waterproof protective caps for Ø 13 mm humidity probe	


Salt solutions

Designation	Sales reference	Description	Illustration
KSH-11	15644	11%HR saturated salt solution. For the verification of Ø 13 mm humidity probes.	
KSH-44	15645	44%HR saturated salt solution. For the verification of Ø 13 mm humidity probes.	
KSH-85	15646	85%HR saturated salt solution. For the verification of Ø 13 mm humidity probes.	

Sliding fittings and fixing flanges


Designation	Sales reference	Description	Illustration
RCT-13-12	13788	Sliding fitting in stainless steel 1/2 cylindrical gas with PTFE olive for probe Ø 13 mm.	
KI-DIN/RCCT-13/12	13790	Stainless steel clamp as per DIN 2566. With cylindrical 1/2 gas sliding connector, Ø 13 mm, PTFE ferrule. For Ø 13 mm probe.	
BFP-13	18401	Plastic mounting flange with cable gland for Ø 13 mm probe;	
BF-13	15747	Stainless steel mounting flange for Ø 13 mm probe.	
SFM-13	13795	Translucent polycarbonate wall-mount plate for Ø 13 mm probe.	
BF-8	27897	Stainless steel mounting bracket. Ø 8 mm. For hotwire probe Ø 8 mm (supplied alone - not mounted).	
RCT-8-12	27920	Supply and mounting of the stainless steel bicone fitting. RCT-8-12 on hotwire probe. With PTFE olive, 1/2 gas cylindrical thread, for hot wire probe Ø 8 mm (should be ordered together with the hot wire probe).	
KI-DIN/RCTFC-8/12	13812	Supply and mounting of the stainless steel threaded flange according to DIN 2566, type KI-DIN/RCTFC-8/12 on a hot wire probe Ø 8 mm. With PTFE olive, 1/2 gas cylindrical thread (should be ordered together with the hot wire probe).	
PF-110	24227	ABS wall-mount plate for stats and Class 110/210 transmitters.	
PF300	13825	Stainless steel wall-mount plate for Si-C320.	
Si-ACC-BPPM	28006	Duct mounitng bracket for Si-PRO-CO, Si-PRO-CO2 and Si-PRO-VOC probes.	

Protection against events


Designation	Sales reference	Description	Illustration
PEM12-13	13805	Weather protection shield including 12 ring for outdoor mounting of Ø 13 mm humidity probe.	
Si-ACC-OS	28005	Protective shield for Si-C320 transmitters. It ensures the protection of transmitters against solar radiation and most of the precipitation when these are installed outdoors.	

ACCESSORIES FOR MULTIFUNCTION TRANSMITTERS AND FLUSHMOUNT MULTIFUNCTION TRANSMITTERS

Cable and extensions for interchangeable probes


Designation	Sales reference	Description	Illustration
Si-ACC-R2	27999	2 m probe cable for class 320 interchangeable probes.	
Si-ACC-R5	28000	5 m extension for probe cable Si-ACC-R2.	
Si-ACC-R10	28001	10 m extension for probe cable Si-ACC-R2.	

SOFTWARE




Designation	Sales reference	Description	Illustration
LCC-S	24106	Configuration software for transmitters (only for class 110/210 and monostats). Supplied with USB interface.	
Si-ACC-USB-CC	27998	PC cable for configuration of the class 320 transmitters (software available for free from Sauermann website).	

POWER SUPPLY

AC power supply

Designation	Sales reference	Description	Illustration
KI-AL-100-A	12964	Class 2 power supply. Mounting with integrated brackets. Input voltage: 230 V _{AC} . Output voltage 24 V _{AC} . Intensity 100 mA. For class 50/110 and Monostat.	
KI-AL-750-A	24709	Class 2 power supply. DIN rail mounting. Input voltage: 230 V _{AC} . Output voltage: 24 V _{AC} . Power 18 VA. Intensity 750 mA.	

DC power supply

Designation	Sales reference	Description	Illustration
KI-AL-100-C	14063	Class 2 stabilized power supply. Input voltage: 230 V _{AC} . Output voltage: 24 V _{DC} . Intensity: 250 mA. For class 50/110 and Monostat.	
KI-AL-CPA	14225	Class 2 stabilized power supply. Input voltage 230 V _{AC} . Output voltage 24 V _{CC} . Intensity 250 mA. Power: 6 VA.	
KI-AL-600-C	24695	Class 2 stabilized switch mode power supply. Rail DIN mounting. Input voltage: 110/240 V _{AC} . Output voltage: 24 V _{DC} . Power 15 W. Intensity 360 mA.	
KI-AL-1000-C	13973	Class 2 stabilized power supply. Mounting with integrated brackets. Input voltage: 230 V _{AC} . Output voltage: 24 V _{DC} . Power: 24 VA. Intensity: 1 A	

OTHER ACCESSORIES

Designation	Sales reference	Description	Illustration
Si-ACC-rail	28003	DIN rail mounting kit for Si-C320 transmitters.	
Si-ACC-BPPM	28006	Seal for CO and CO ₂ probe to ensure tightness between the probe and the wall.	

