



Vibrating Probe Level Switch



PRODUCT INTRODUCTION

WORKING PRINCIPLE

The Finetek vibrating probe switch is highly versatile and can be used for most almost any bulk solid application. This includes level detection of almost any granular, sandy, chip like, foodstuff, grain or powdery materials.

The operating principle is based on the changes of vibration frequency of the tuning fork when it comes into contact with a liquid or solid material..

The Vibrating probe contains piezoelectric crystals built into the vibration tube that produce vibrations/resonations at specific frequencies. One element acts as a transmitter of the signal and the other receives the signal and converts it to electrical output.

When the Vibrating probe comes in contact with material the vibration is weakened/dampened and results in a frequency change which triggers the switch. It's ideal for applications where: the dielectric constant is low (where capacitance level switches can't be used) ; when material moisture content changes easily; low viscosity liquids; there is a combination of differing materials in the container/tank.

The Vibrating probe provides a reliable & maintenance-free means of process control for bulk solids. Easy mounting at almost any angle and basic calibration procedures will provide reliable functioning and less required monitoring. This device can withstand tough lateral loads and static electricity.

Furthermore, it eliminates the application issues associated with jamming and clogging between tines on a 'tuning fork' device Also; it is equipped with a Fail-safe that prevents malfunctioning caused by power cuts

FEATURES

- Voltage supply range 20~250, 50~60Hz Vac/ Vdc.
- SPDT Relay output, SSR MOSFET output.
- Sensitivity adjustment is available for different density mediums.
- Low wear and tear, maintenance free and self cleaning.
- Fine powders can be detected.
- Euro and UL certified Models available.

APPLICATION

Solid Level Detection

Powders:

Powdered milk, flour, spices, coffee beans, coffee powder, tea, salt, sugar, grains, chocolate
Tobacco, powdered cellulose, powdered clay, polystyrene powder, dry soot, soda ash, coal ash

Granular & plastics:

Gravel, glass fine power, granular plastics, foundry sand, cements, plastic pellets

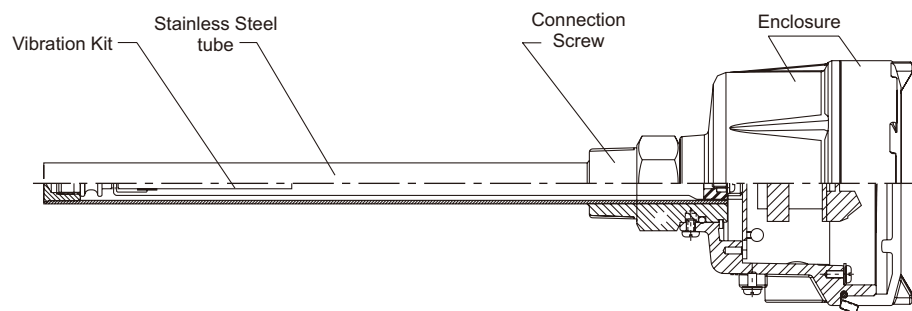
Chip or pellet like:

Frozen potato chips, beans, peanuts, sweets and candy, animal / pet food
Wood shavings, chalk, steering chips, styrofoams, charcoals

BENEFITS

- No calibration required, easy use, sturdy and durable
- Rounded design prevents medium build up on probe
- Operates well under high temperature, humid and moist conditions
- High vibration force (also helps shake off build up)
- Fine powers can be detected.

STRUCTURE & DIMENSION



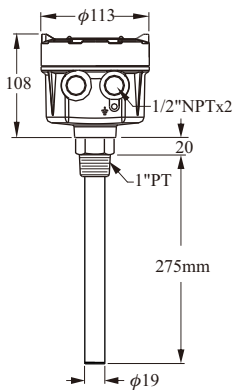
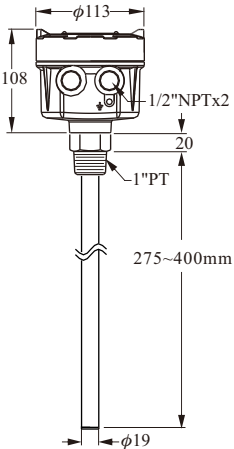
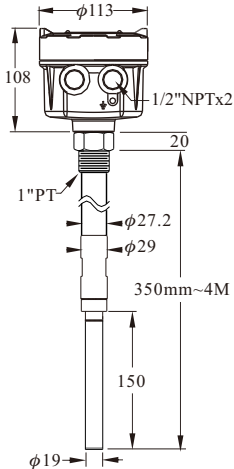
SPECIFICATIONS

Dimensions (Unit:mm)			
Order No.	SC2100 【Standard Model】	SC2110 【Probe Extension Model】	SC2120 【Ultra Extension Model】
Level sensor housing	Aluminum / IP65		
Probe construction	SUS 304 / 316		
Mounting	1"PT		
Conduit	1/2"NPT×2		
Max. vertical load on rod.	177in.Lbs(20Nm)		
Operating pressure.	-1~150PSI (10BAR)		
Power supply	20~250, 50/60Hz Vac/ Vdc		
Power consumption	15VA (Max.)		
Ambient temp.	-40°C~60°C		
Medium temp.	-40°C~80°C		
Signal output	Relay, SPDT, 3A/250Vac, 3A/28Vdc, PNP/NPN(MOSFET)400mA/60 Vac/ Vdc		
Min. material density sensed	Solid: ≥0.32g/cm ³		
Time delay	0.6~1 Second / Operate; 2~5 Seconds / Reset		
Remote-test	Yes		
Vibrating frequency.	395~405HZ		
Selectable Fail-safe	Hi./ Lo.		
Selectable sensitivity	Hi./ Lo.		

SPECIFICATIONS

Dimensions (Unit:mm)			
Order No.	SC2300 【Cable Extension Model】	SC2500 【Corrosion-Proof】	SC2510 【Corrosion-Proof & Extension Typ】
Level sensor housing	Aluminum / IP65		
Probe construction	SUS 304 / 316	SUS 304/316 Coating TEFLON	SUS 304/316 Coating TEFLON
Mounting	1"PT	Flange 1"(min.)	Flange 1"(min.)
Conduit	1/2"NPT × 2		
Max. vertical load on rod.	177in.Lbs(20Nm)		
Operating pressure.	-1~150PSI (10BAR)	-1~150PSI (10BAR)	-1~150PSI (10BAR)
Power supply	20~250, 50/60Hz Vac/ Vdc		
Power consumption	15VA (Max.)		
Ambient temp.	-40°C~60°C		
Medium temp.	-40°C~80°C		
Signal output	Relay, SPDT, 3A/250Vac, 3A/28Vdc, PNP/NPN(MOSFET)400mA/60 Vac/ Vdc		
Min. material density sensed	Solid: ≥0.32g/cm ³		
Time delay	0.6~1 Second / Operate; 2~5 Seconds / Reset		
Remote-test	Yes		
Vibrating frequency.	395~405HZ		
Selectable Fail-safe	Hi./ Lo.		
Selectable sensitivity	Hi./ Lo.		

EXPLOSION PROOF TYPE

Dimensions (Unit:mm)			
Order No.	SC1700 【Standard Type】	SC1701 【Probe Extension Type】	SC1710 【Ultra Extension Type】
Level sensor housing	Aluminum		
Probe construction	SUS 304 / 316		
Mounting	Screw: 1"PT or PF, Flange: 1"~6"JIS / DIN / ANSI		
Conduit	1/2"NPT×2		
Max. vertical load on rod.	177in.Lbs(20Nm)		
Operating pressure.	-1~150PSI (10BAR)		
Power supply	20~250Vac/dc		
Power consumption	15W		
Ambient temp.	-20°C~70°C		
Medium temp.	-40°C~80°C		
Signal output	Relay, SPDT , 3A/250Vac, 3A/28Vdc (Only NEPSI)		
Min. material density sensed	Solid: ≥0.32g/cm³		
Time delay	0.6 Second / Operate; 2~5 Seconds / Reset		
Vibrating frequency.	395~405HZ		
Selectable Fail-safe	Hi./ Lo.		
Selectable sensitivity	Hi./ Lo.		

INSTALLATION

Vertical Installation (Figure 1):

1. Install the vibrating probe away from the inlet to avoid material impact or false readings.
2. Note the material flow pattern and place the vibrating probe in the appropriate position to avoid overflow.

Horizontal Installation (Figure 2)

1. Install the vibrating probe away from the inlet to avoid material impact. If this is unavoidable make use of a shield or barrier for protection.
2. Installing the vibrating probe at a 20 degree incline will optimize the results and increase sensitivity.
3. Keep the conduit facing downward to avoid moisture getting inside the housing.

Notice:

1. Users are advised to tighten the connection by using a spanner.
2. Do not bend the probe, put force on it or attempt to modify the probe length.
3. The maximum vertical pressure of the vibrating probe is 177in.Lbs (20Nm)

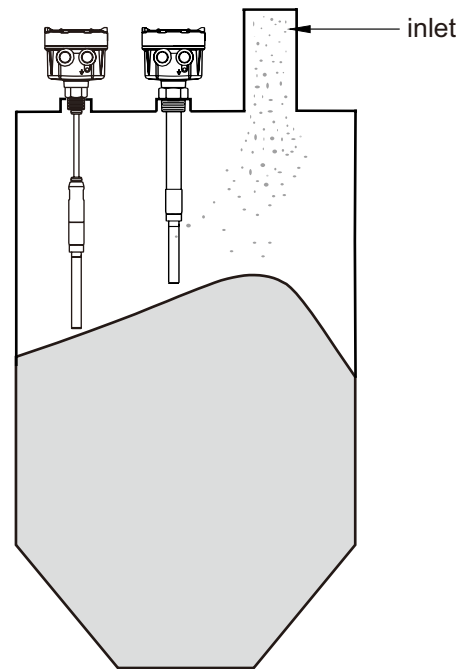


Figure 1

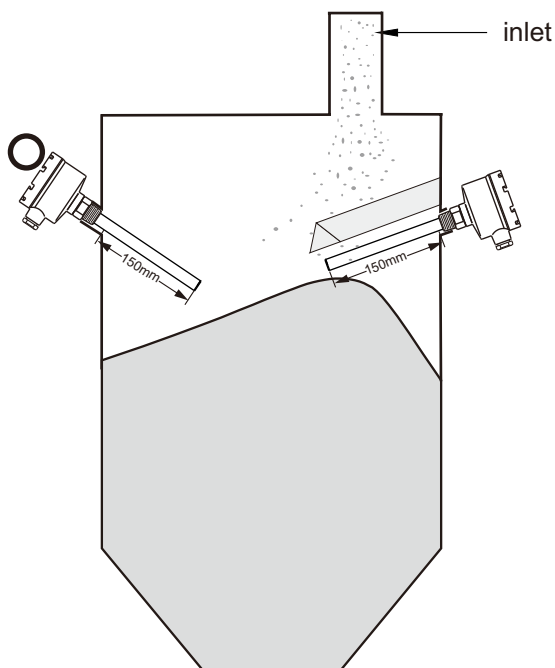


Figure 2

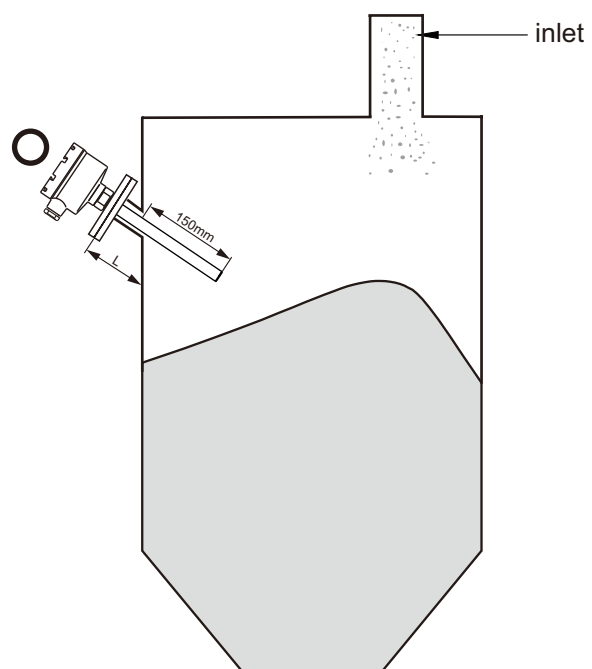
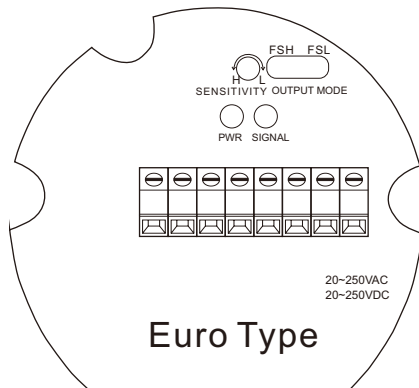



Figure 3

OPERATING INSTRUCTIONS (EURO TERMINAL)

SC2100X, SC2110X, SC2200X, SC2210X, SC2300X, SC2500X, SC1700X, SC1701X, SC1710X



Terminal Function

- L+, N-: Power Supply
- NC, COM, NO: Relay Output
- RT1, RT2: Remote-Test
- \perp : Ground Connection
-  : SSR(MOSFET) Output

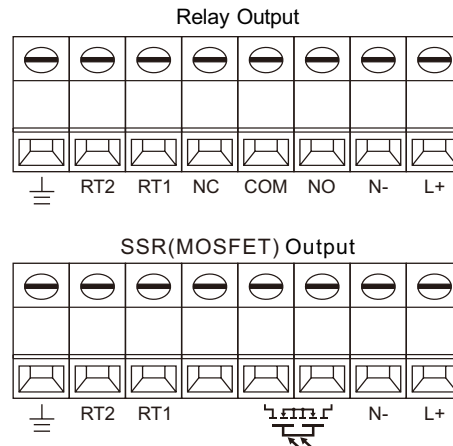
Panel Function

- PWR: Power Supply (Green Light)
- SIGNAL: Output Indication (Red Light)
- FSH: Power On. The signal lamp is on and the relay is conductive. While the vibrating probe senses the material, the signal lamp is off and relay is not conductive.
- FSL: Power On. The signal lamp is off and the relay is not conductive. While the probe senses the material, the signal lamp is on and relay is conductive.
- SENSITIVITY L: Low Sensitivity
- SENSITIVITY H: High Sensitivity

Sensitivity Adjustment

1. SENSITIVITY: Located upside of PCB. When switching to H position, it has the highest sensitivity. When switching to L position, it has the lowest sensitivity. The original setting is at L position and users are able to adjust the sensitivity depends on the specific gravity of material.

- ☐ H: High Sensitivity
(Suitable for detecting low specific gravity material)
- ☐ L: Low Sensitivity
(Suitable for detecting low specific gravity material)



Fail-Safe High / Low Protection

FSH (Fail-Safe High) Protection:

Switch to FSH mode.

Normal Status: The signal lamp is on. It means that the vibrating probe does not sense the material and the relay is conductive.

Failure: When the power shuts down, the signal lamp is off. It means that the vibrating probe is voided and the relay is not conductive.

FSL (Fail-Safe Low) Protection:

Switch to FSL mode.

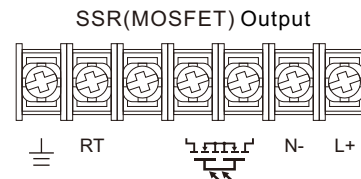

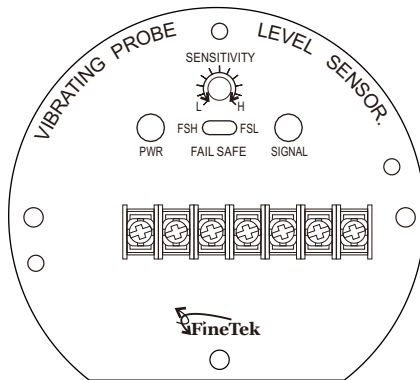
Normal Status: The signal lamp is on. The vibrating probe senses the material and the relay is conductive.

Failure: When the power shuts down, the signal lamp is off. The vibrating probe is voided and the relay is not conductive.

	FSL		FSH	
Level				
Contact Form				
Indication				
Status	Fail	Normal	Normal	Fail

OPERATING INSTRUCTIONS (BARRIER TERMINAL)

SC2100X, SC2110X, SC2120X, SC1700X, SC1701X, SC1710X



Terminal Function

- L+, N-: Power Supply
- NC, COM, No: Relay Output
- RT: Remote-Test
- : Ground Connection
- : SSR(MOSFET) Output

Panel Function

- PWR: Power Supply (Green Light)
- SIGNAL: Output Indication (Red Light)
- FSH: Power On. The signal lamp is on and the relay is conductive. While the vibrating probe senses the material, the signal lamp is off and relay is not conductive.
- FSL: Power On. The signal lamp is off and the relay is not conductive. While the probe senses the material, the signal lamp is on and relay is conductive.
- SENSITIVITY L: Low Sensitivity
- SENSITIVITY H: High Sensitivity

Sensitivity Adjustment

1. SENSITIVITY: Located upside of PCB. When switching to H position, it has the highest sensitivity. When switching to L position, it has the lowest sensitivity. The original setting is at L position and users are able to adjust the sensitivity depends on the specific gravity of material.

- ☐ H: High Sensitivity
(Suitable for detecting low specific gravity material)
- ☐ L: Low Sensitivity
(Suitable for detecting low specific gravity material)

Fail-Safe High / Low Protection

FSH (Fail-Safe High) Protection:

Switch to FSH mode.

Normal Status: The signal lamp is on. It means that the vibrating probe does not sense the material and the relay is conductive.

Failure: When the power shuts down, the signal lamp is off. It means that the vibrating probe is voided and the relay is not conductive.

FSL (Fail-Safe Low) Protection:

Switch to FSL mode.

Normal Status: The signal lamp is on. The vibrating probe senses the material and the relay is conductive.

Failure: When the power shuts down, the signal lamp is off. The vibrating probe is voided and the relay is not conductive.

	FSL		FSH	
Level				
Contact Form	NO COM NC	NO COM NC	NO COM NC	NO COM NC
Indication				
Status	Fail	Normal	Normal	Fail

MODEL NUMBER / ORDER CODE COMPARISON TABLE

Model Number	Order Code
SC2100	SCX10000-AAA
SC2110	SCX10000-BAA
SC2120	SCX10000-CAA
SC2300	SCX10000-DAA
SC2500	SCX10000-EAA
SC2510	SCX10000-FAA
SC1700	SCX100□□-AAA
SC1701	SCX100□□-BAA
SC1710	SCX100□□-CAA

ORDER INFORMATION

SCX1 0 0 ⁰⁷ ⁰⁸ - ⁰⁹ AA ¹² ¹³ ¹⁴ ¹⁵ ¹⁶ ¹⁷ ¹⁸ ¹⁹ ²⁰ ²¹ ²² ²³ ²⁴ ²⁵ ²⁶

⁰⁷ ⁰⁸ Certification

00: None
1C: ATEX-Exd
7C: NEPSI-EXd

⁰⁹ Type

A: Standard
B: Probe Extension type
C: Ultra Extension type
D: Cable Extension type
E: Corrosion-proof type
F: Corrosion-proof & Extended type

¹² Power supply

A: 20~250VacVdc 50/60Hz; Relay O/P- Barrier terminal
B: 20~250VacVdc 50/60Hz; SSR(MOSFET) - Barrier terminal
C: 20~250VacVdc 50/60Hz; Relay O/P Euro terminal
D: 20~250VacVdc 50/60Hz; SSR(MOSFET) - Euro terminal

Connection

¹³ ¹⁴

Flange
AK: JIS-FF
AN: ANSI-RF
AS: DIN-FF

¹⁵ ¹⁶

A8: 1"
B1: 1-1/2"
B2: 2"
B4: 2-1/2"
D8: DN25
D9: DN32
E1: DN40
E2: DN50
E3: DN65

¹⁷ ¹⁸

01: PT male
03: PF male
07: NPT male
40: 5 kg/cm²
42: 10 kg/cm²
48: 150 Lbs
49: 300 Lbs
57: PN10
58: PN16

¹⁹ ²⁰ Probe material

MA: SUS 304 MB: SUS 316 MC: SUS 316L

²¹ ²² Coating material

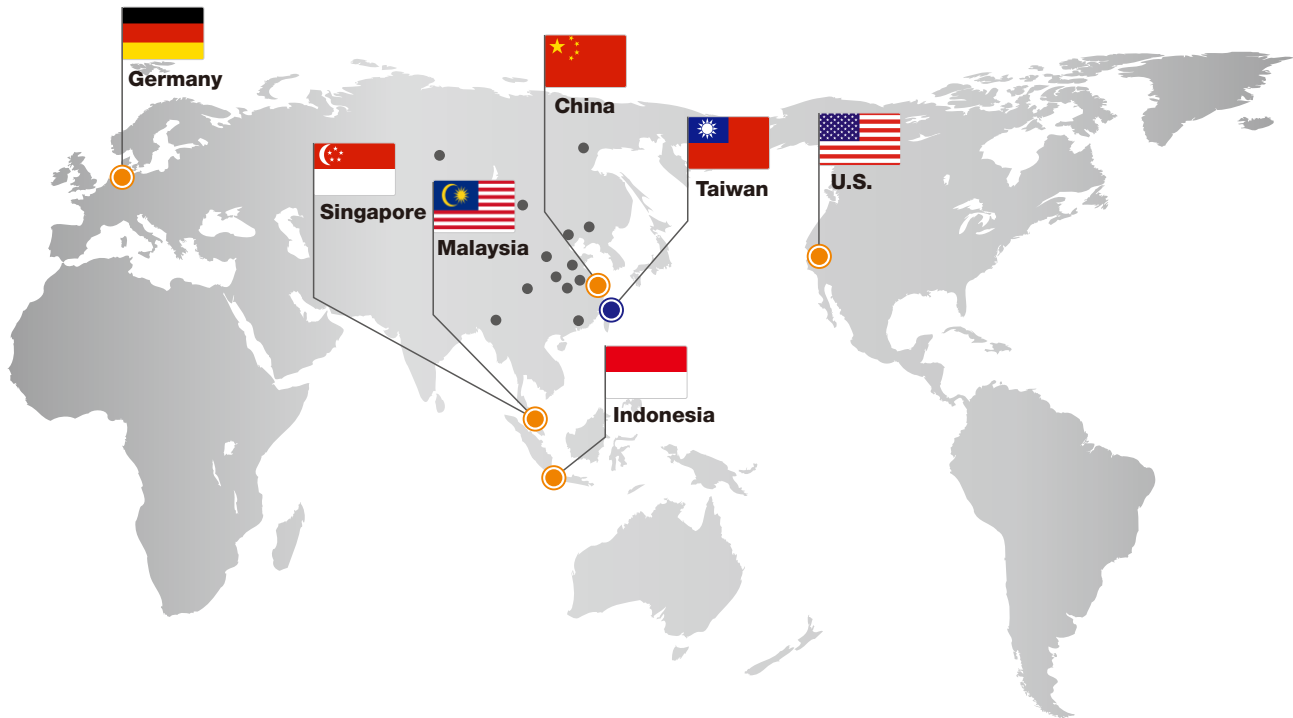
14: PFA 34: ECTFE 00: None

※Only Corrosion-proof type and Corrosion-proof & Extended type can be coated with materials.

²³ ²⁴ ²⁵ ²⁶ Length

Code	Probe Length
0275	Standard
0275~0400	275~400mm
0600~A150	600~15000mm

Global Network



■ Head Quarte

● Taiwan

FineTek Co., Ltd. - Taipei Head Quarter 
No.16, Tzuchiang St., Tucheng Industrial Park
New Taipei City 236, Taiwan
TEL: 886-2-2269-6789
FAX: 886-2-2268-6682
EMAIL: info@fine-tek.com

■ North America

● California, U.S.

Aplus Finetek Sensor Inc. - US Office
355 S. Lemon Ave, Suite D, Walnut,
CA 91789
TEL: 1 909 598 2488
FAX: 1 909 598 3188
EMAIL: info@aplusfine.com

■ Europe

● Germany

FineTek GmbH - Germany Office
Bei den Kämpen 26
21220 Seevetal-Ramelsloh, Germany
TEL: +49-(0)4185-8083-12
FAX: +49-(0)4185-8083-80
EMAIL: info@fine-tek.de

■ Asia


● China

Fine automation Co., Ltd. - Shanghai Factory 
No.451 DuHui Rd, MinHang District, Shanghai,
China 201109
TEL: 86-21-6490-7260
EMAIL: info.sh@fine-tek.com

● Singapore

FineTek Pte Ltd. - Singapore Office
37 Kaki Bukit Place, Level 4 Singapore 416215
TEL: 65-6452-6340
EMAIL: info.sg@fine-tek.com

● Indonesia

PT. FineTek Automation Indonesia - Indonesia Office 
Tunas Bitung Industrial Park Blok C3 No.12 dan No.15
Jalan Raya Serang Km.13.8 Kabupaten Tangerang 15710 Banten
TEL: 62 (021)-2958-1688
EMAIL: info.id@fine-tek.com

● Malaysia

FineTek Co., Ltd. - Malaysia Office
8-05, Plaza Azalea, Persiaran Bandaraya,
Seksyen 14, 40000 Shah Alam, Selangor, Malaysia
TEL: 603-5524-7168
EMAIL: info.my@fine-tek.com



Distributor: